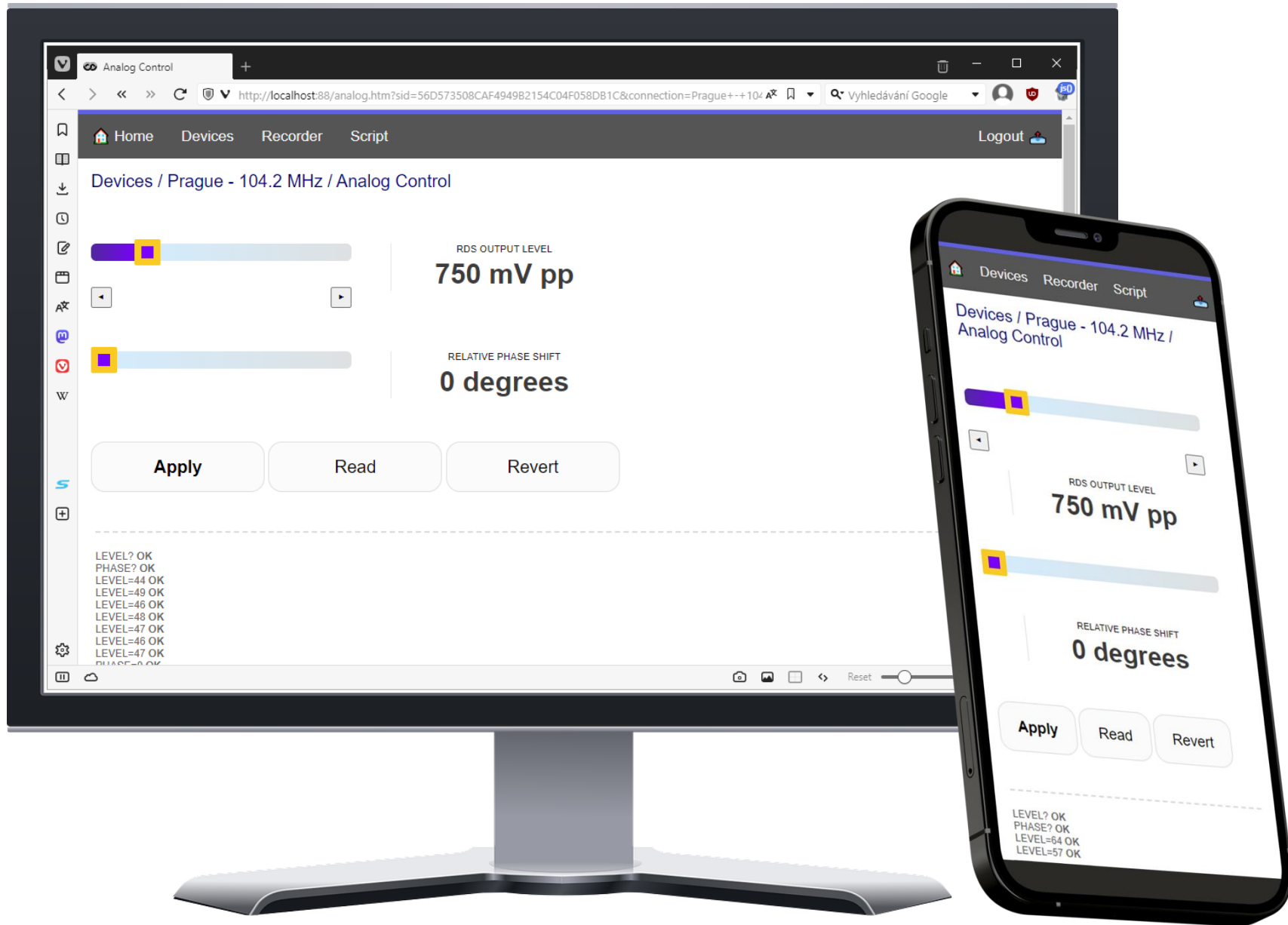




Web-based Control Application

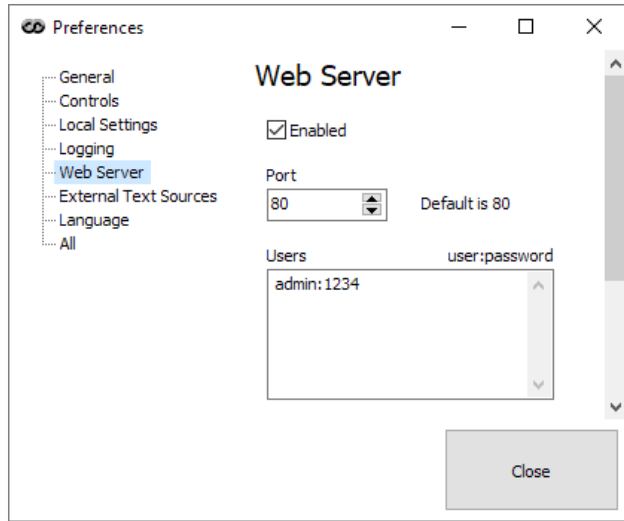


Application Features

- 👍 Basic remote management of the Magic RDS software and all RDS encoders
- 👍 Included in the Magic RDS package since version 4.1.2
- 👍 Fully web-based – no store, no need to install anything
- 👍 Supports any desktop or mobile device
- 👍 Secured by login name and password
- 👍 Multiple user accounts
- 👍 Single access point for entire network of RDS encoders
- 👍 No dependence on 3rd party servers
- 👍 No need to remember particular RDS encoder's IP address
- 👍 Connection status and recent events
- 👍 Add/Edit/Delete connections and devices
- 👍 Device list and status, audio recorder status
- 👍 Direct adjust of signal characteristics for major RDS encoder models
- 👍 ASCII terminal for entering RDS control commands
- 👍 Script functions
- 👍 Open to future extensions

First Steps


1. In the Magic RDS main menu, select Options – Preferences – Web Server:



2. Select appropriate port and tick the Enabled box.

Note: Default port for web servers is 80. If such port is already occupied on the PC by other application, select another port. In such case the port number becomes an obligatory part of the URL entry.

3. In the Users field, establish the user account(s) by filling user name and password, separated by colon. For entering another user, go to next line.
4. Close the window. In the web-browser, type `http://localhost/` or `http://localhost:Port/`
5. For remote access to the website, type the IP address of the PC or IP address assigned by your ISP. Where necessary, enable port forwarding or virtual server in your internet router.



Website Structure

In recent version, the website offers following sections:

Home Provides status information for all connections (equivalent to the Magic RDS View - Dashboard).
Shows the Magic RDS recent events.

Devices List of devices (encoders), individual configuration of each encoder. This section has been implemented especially for supporting the device installation process.
Add Connection, Edit Connection, Delete Connection: equivalent to the same options in the Magic RDS.

In short, the 'Connection' effectively represents information for the Magic RDS how to connect to a particular device.

Analog Control: direct adjust of signal characteristics for major RDS encoder models.

Terminal: ASCII terminal for entering RDS control commands. Can set-up or query any parameter. Equivalent to the same tool in the Magic RDS.

Recorder Equivalent to the Magic RDS audio recorder monitoring (Tools - Audio Recorder).

Script Equivalent to the Magic RDS scripting console (Tools - Execute Script).

Logout Terminates the session and logs the user out.
The session terminates automatically after 48 hours of idle.

